



Intelligent Predictive Maintenance through Machine Learning in Industry 4.0 Environments: A Review of Methods and Applications

Vishnu Vardhan Chakravaram

Product Development Engineer, Digital Scripts Inc.

Abstract: Rapid advancements in industrial automation and digital transformation have underscored the significance of intelligent predictive maintenance (Pd.M.) in ensuring the durability, efficacy, and reliability of industrial assets. It is common for reactive and preventative maintenance procedures to lead to expensive downtime, wasteful use of resources, and unforeseen breakdowns. As an alternative, Pd.M. anticipates equipment failures using machine learning techniques, sensor fusion, and real-time data analytics, which minimizes operational disturbances and permits proactive decision-making. This paper offers a thorough analysis of ML-driven Pd.M., highlighting significant methodologies for industrial equipment health assessment, anomaly prediction, and Fault detection using deep learning, supervised learning, reinforcement learning, and unsupervised learning. Furthermore, the research delves into the most significant obstacles related to cybersecurity, scalability, feature selection, data quality, model interpretability, and Eliot system integration. The impact of ML-driven Pd.M. on industrial maintenance, including its ability to optimize asset performance, lower upkeep expenses, and boost operational effectiveness, is demonstrated through a thorough examination of real-world case studies and developing trends. The findings underscore the transformative impact of intelligent maintenance solutions and emphasize the need for continuous advancements in ML techniques to further enhance predictive capabilities in complex industrial environments.

Keywords: Industry 4.0, Predictive Maintenance, Cyber-Physical Systems (CPS), Cloud Computing, Machine Learning, Prognostics and Health Management (PHM).

1. Introduction

The Fourth Industrial Revolution, or Industry 4.0, involves the integration of digital technologies into actual industrial operations. This business is changing due to a number of causes, including as real-time data analytics, smart manufacturing, and the growing use of cyber-physical systems in manufacturing [1]. Purposeful monitoring and maintenance of industrial equipment forms a fundamental part in this industrial revolution through Prognostics and Health Management (PHM). Industry 4.0 technologies create self-directed manufacturing systems that use automation to gather data from machinery and components, according to research [2]. The vast amount of data collected makes it possible to apply ML techniques for defect diagnosis, anomaly prediction, and maintenance optimization.

Predictive Maintenance (Pd.M.) proves its worth through online monitoring while maintaining its dual names as risk-based maintenance and condition-based maintenance [3]. Standard maintenance strategies of the past employed reactive scheduling programs and resulting in excessive operational costs together with unexpected machine failures and time-consuming equipment halts [4]. However, with advancements in ML and sensor technology, Pd.M. has evolved into an intelligent system that continuously monitors equipment health, detects early signs of failure, and provides actionable insights to optimize maintenance schedules. By leveraging ML techniques, such Industries may improve their capacity to identify, diagnose, and forecast possible faults before they happen by using technologies like neural networks, fuzzy logic, and sophisticated signal processing.

The adoption of ML for Pd.M. encounters multiple hurdles because of complex industrial needs combined with equipment variation and significant generated data volume [5]. Many industrial domains require different types of specialized expertise because Pd.M. research has recently gained great popularity, leading to advanced tracking difficulties [6]. Understanding current research trends becomes valuable in identifying future development opportunities while showing important gaps that need attention. The direction that the community selects guides industries to implement functional and scalable ML-based maintenance solutions that produce both lowered equipment downtime together with cost reductions alongside enhanced asset dependability.

1.1. Structure of the paper

The structure of this document is as follows: Industry 4.0 and predictive maintenance are summarised in Section II. Section III examines the use of IoT in a range of areas, such as healthcare, energy, and transportation. Key implementation issues, including scalability and data security, are covered in Section IV. Section V examines pertinent literature and case studies. At the same time, Section VI offers conclusions and suggestions for further research.

2. Industry 4.0 And Predictive Maintenance

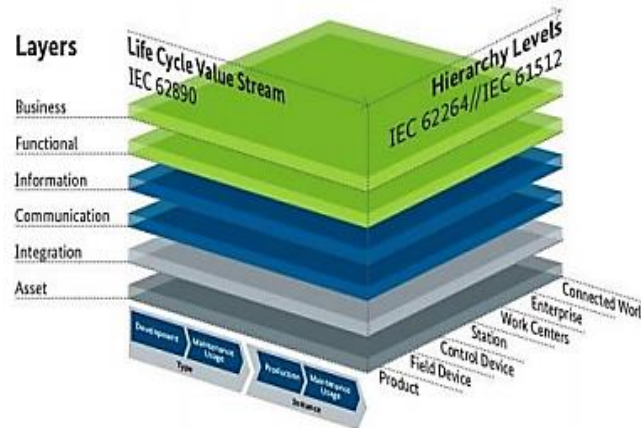


Figure 1: Reference Architecture Model Industry 4.0

As Industry 4.0 points out, "the use of Cyber Physical Systems (CPS), as shown in Figure 1, increases the flexibility that exists in value creating networks." The ability for facilities and equipment to self-optimize and reconfigure enables them to adapt their behavior to changing demands and operational circumstances. Sensors, actuators, and computing services are some of the components that interact among networked devices in Industry 4.0. In essence, the information generated and shared during such interactions between several elements creates the foundational business procedures for cooperation [7]. In addition to potential data-driven discoveries like analytics, processes and systems provide obstacles due to the vast amount of heterogeneous data generated and collected by the many interconnected devices, including sensors.

An industrial automation paradigm that organizes system integration and lifecycle management is based on IEC 62890, IEC 62264, and IEC 61512. Its layers, which range from business to asset and hierarchy levels from field devices to enterprise systems, ensure effective connection and process management for digital transformation.

2.1. Industry 4.0: Key Concepts and Technologies

The smooth incorporation of cutting-edge digital technology into manufacturing and industrial processes is known as Industry 4.0 [8]. This change makes it possible for data-driven, networked systems to conduct intelligent, self-sufficient, and effective industrial operations. The following key concepts and technologies are propelling Industry 4.0:

2.1.1. Internet of Things (IoT)

The Industrial Internet of Things (IIoT) is a subset of the IoT that is mostly focused on its use in advanced industries like smart manufacturing [9][10]. The term "IIoT" describes a sophisticated network of numerous devices and systems in the context of Industry 4.0. To be more specific, IIoT combines several significant current technologies into a whole that exceeds the performance of its individual components [11]. The IIoT offers sensors, apps, and services to the industrial sector, software, middleware, networking, and storage systems to improve insight, capacity, and monitoring of corporate processes and assets.

2.1.2. Cyber-Physical Systems (CPS)

At the Hannover Fair, the phrase "Industry 4.0" was initially used when the idea behind it was introduced [12]. The IoT, CPS, and services will define the next industrial revolution. A revolutionary tool in the first, "Mechanization," the steam engine. In the second, known as "Mass production," electricity played a key role. And in the third, known as "Digitization," the power of electronics and information technology revolutionized manufacturing. Germany is a leader in the field of CPS and has nearly two decades of expertise. The incorporation of cyber technology gives rise to new services by allowing items to be linked to the Internet. Among these services are efficient and cost-effective diagnostics, maintenance, and operation conducted over the Internet.

2.1.3. Cloud Computing

Cloud computing enables the logical integration of sensors and computational systems, opening up new service options as in response to Industry 4.0 and the accompanying widespread digitization of production processes. Cloud of Things is the name given to this idea[13]. However, these systems need sophisticated designs with particular methods for resource provisioning, real-time calculations, and communications in order to satisfy the demands of industrial applications. Developers can now divide their systems into multiple microservices or serverless functions by utilizing the modular structure of cloud native applications. This allows for flexibility in terms of resource provisioning and scalability, as each function can be updated and managed independently.

2.1.4. Big Data Analytics

In the smart industries, the 10 driving technologies include big data. Numerous recent studies have underlined the value of using Big Data techniques to gather insightful data on a range of topics related to smart businesses. For example, give a thorough explanation of how Big Data may support various smart industry applications[14]. The authors also point out that to enable Big Data applications, it is necessary to have the right hardware, share resources, integrate subsystems, make data predictions, and ensure sustainability. Employed many use cases to demonstrate the strategic importance of big data for smart production processes.

2.2. Predictive Maintenance: Definition and Evolution

In transdisciplinary research groups, Pd.M. has been gaining traction. It suggests establishing and integrating research streams pertaining to infrastructure, data collecting, information gathering, transportation, storage, and protection. The study's conclusions are guided by this part, which outlines the fundamental information required to comprehend Pd.M [15].

2.3. Machine Learning Approaches for PDM

Bioenergy refers to electricity and gas that is generated from organic matter, known as biomass. This can be anything from plant and timber to agriculture and food waste and even sewage. Bioenergy includes the production of fuel from organic matter as well. Energy from biomass can be used for electricity, heating, and transportation, and can be replenished anywhere. Around seventy-five percent of the world’s renewable Energy is composed of biomass energy due to its potential and wide use [7]. Also, it is Carbon-neutral, meaning that it adds no net carbon dioxide to the atmosphere. In addition, it reduces the level of trash in the ground by as much as 90 percent by burning solid Waste. Biomass fuels, on the other hand, are not completely clean and can also cause deforestation. They are also less efficient than fossil fuels. But proper management and planning of its disadvantages will improve its potential. Bioenergy refers to electricity and gas that is generated from organic matter, known as biomass. This can be anything from plant and timber to agriculture and food waste and even sewage. Bioenergy includes the production of fuel from organic matter as well. Energy from biomass can be used for electricity, heating, and transportation, and can be replenished anywhere. Around seventy-five percent of the world’s renewable energy is composed of biomass energy due to its potential and wide use [7]. Also, it is carbon-neutral, meaning that it adds no net carbon dioxide to the atmosphere. In addition, it reduces the level of trash in the ground by as much as 90 percent by burning solid waste. Biomass fuels, on the other hand, are not completely clean and can also cause deforestation. They are also less efficient than fossil fuels. But proper management and Planning of its disadvantages will improve its potential.

A plan outlining the technical tasks and phases required to deploy Pd.M. is depicted in Figure 2. The ML phase of the Pd.M. might be implemented using information gathered by the machine layers of I4.0 and MES. In order to determine if predictive maintenance can resolve an issue, three crucial data sources need to be identified [4]:

2.3.1. Fault History

In applications involving predictive maintenance, error occurrences are often quite uncommon. However, in order to create predictive models that forecast failures, the algorithm must be trained to understand both the failure scheme and the regular functioning scheme. As a result, it is crucial that there be enough instances in both categories in the training data.

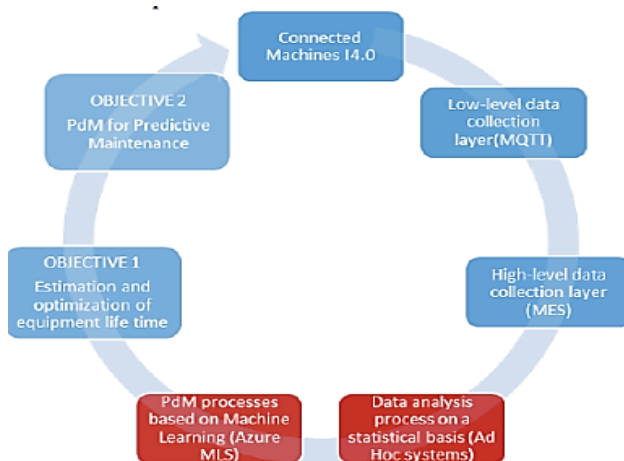


Figure 2: Scheme of the activities to be undertaken in PdM

2.3.2. Maintenance/Repair History

The comprehensive inventory of maintenance history, which includes details on replacement components, preventative maintenance activities completed, and other information, is a crucial data repository for preventative maintenance systems.

2.3.3. Machine Conditions

It is considered that a machine's health state deteriorates with time. Hence, this is used to predict how many days it will endure before failing. In order to prevent performance degradation, the data must include time-varying functions that develop ageing patterns or any abnormality.

3. Machine Learning Techniques for Predictive Maintenance

ML algorithms are applicable to several phases of predictive maintenance, including prognosis, diagnostics, and useful life prediction. A taxonomy of these ML methods is shown in Figure 3. The taxonomy emphasizes how different kinds of algorithms are related. To address issues pertaining to predictive maintenance, a number of writers employ ANN [16]. Suggested a framework for fault detection and prediction that can rectify errors in any kind of machine or process.

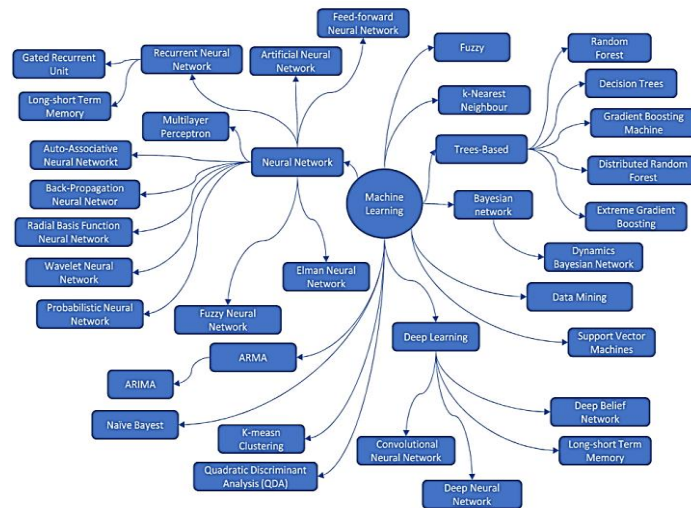


Figure 3: Machine learning techniques

This structured overview of ML categorizes various techniques into neural networks, Bayesian networks, fuzzy methods, tree-based models, and clustering approaches. It emphasizes recurrent designs like LSTMs and GRUs, choice trees, RF, and SVM, as well as DL techniques like convolutional and DNN. The various approaches in ML are further demonstrated by covering clustering techniques like k-means and QDA as well as probabilistic approaches like Bayesian networks and ARIMA.

3.1. Supervised Learning Methods

A task-driven technique in which a set of predefined inputs is used to achieve predefined goals is an example of learning under certain supervision. Regression and classification algorithms are the most well-known supervised learning approaches in ML [18]. These methods are often used to categorize or forecast the future of a specific security issue.

3.1.1. Regression Techniques

The goal of the statistical tool known as regression is to establish a connection between the dependent variables and an n-number of independent variables; it finds use in several fields, including economics, investing, and statistics. There are two main kinds of regression [17]:

- Linear regression: It makes use of a single independent variable that can explain or forecast the value of the dependent-only variable.
- Multiple regression: It is employed to forecast or elucidate the result of a dependent variable using two or more independent variables.

3.1.2. Classification Techniques

Tasks that provide "category" outputs, such as sorting data according to an attribute, are known as classification tasks. Classification is a key aspect of ML and statistics that involves assigning new data to a certain category in light of the information utilized to educate the algorithm.

3.2. Unsupervised Learning Methods

The objective is to find meaningful patterns or the fundamental structure in a set of independent variables, which are often high-dimensional, and there are no dependent variables involved. Clustering, dimension reduction, and anomaly detection are common examples. This category also includes data mining methods like pairwise association algorithms [18].

3.2.1. Clustering Techniques

Clustering is the process of finding related items that fit into groups without needing to know specifics about the groups. Clustering is a method for unsupervised learning, in contrast to classification. Clustering methods have found usage in many domains throughout the years, including data mining, image processing, document analysis, and NID [19].

3.2.2. Anomaly Detection

All anomaly-based network intrusion detection system techniques have the same basic design. In general, they are all made up of the following fundamental steps or modules. These phases are detection, training, and parameterization. Gathering unprocessed data from a monitored environment is part of parameterization. The system to be modelled should be represented by the raw data. Modeling the system, either manually or automatically, is the objective of the training phase. The server in a client-server architecture is a host that continuously awaits connections [20].

3.3. Semi-Supervised and Reinforcement Learning

The term "DevOps" was coined in 2009 by Patrick Debois, and since then, it has evolved into a comprehensive set of practices that emphasize automation, collaboration, and continuous improvement. The foundational principles of DevOps draw from Agile methodologies, Lean practices, and the Theory of Constraints. Humble and Farley (2010) in their seminal work "Continuous Delivery: Reliable Software Releases through Build, Test, and Deployment Automation" laid the groundwork for understanding CI/CD as integral components of the DevOps pipeline. They highlighted the importance of automating the build, test, and deployment processes to achieve faster and more reliable software releases the term "DevOps" was coined in 2009 by Patrick Debois, and since then, it has evolved into a comprehensive set of practices that emphasize Automation, collaboration, and continuous improvement. The foundational principles of DevOps draw from Agile methodologies, Lean practices, and the Theory of Constraints. Humble and Farley (2010) in their seminal work "Continuous Delivery: Reliable Software Releases through Build, Test, and Deployment Automation" laid the groundwork for understanding CI/CD as integral components of the DevOps pipeline. They highlighted the importance of automating the build, test, and deployment processes to achieve faster and more reliable software releases.

A possible interpretation of semi-supervised learning is as a combination of the two approaches previously mentioned; it can handle both labelled and unlabeled input. Learning is intermediate between what is known as "under supervision" and "without supervision" [21]. It is possible that semi-supervised learning may be useful in the actual world when there is a lot of unlabeled data and not much labelled data. To outperform its performance when fed only labelled data, a semi-supervised learning model strives for improved forecasts. Some of the many uses of Some examples of semi-supervised learning include auditing, data labeling, machine translation, and text categorization.

An agent's actions and perceptions constitute its connections to its surroundings in the conventional reinforcement-learning paradigm [22]. After receiving an indication of the environment's current state (s) as input (i), during each stage of the interaction, the agent selects an action (a) to produce an output. A scalar reinforcement signal, r, is used to convey to the agent the value of the state shift that is produced by the action, which changes the state of the environment. If the agent's long-term total of reinforcement signal values grows, then behavior B is the one to pick.

3.4. Deep Learning Approaches

There are similarities between ML and DL both ideas depend on categorizing data and training models. The computer can learn from and identify instances, thanks to DL. Though more intricate, DL is a subset of ML. Big data and great computational performance are required for DL to handle the data. It addresses image processing, voice recognition, and NLP. Depending on the kind of data, DL trains use a variety of methods. The most often used methods are GAN, LSTM, RNN, and CNN. By extracting various aspects, the CNN Approach can handle photos. The CNN architecture is a representation of the four layers [23]. The picture data is stored in the input layer. CNN's key component is the second layer, often known as the convolution layer. By applying many filters to the input picture, it obtains activation characteristics in the image. Additionally, the Pooling layer aims to minimize memory and computation problems by downsizing the sample. The fully connected layer, which comes next, seeks to recognize and detect the final output category. This layer is hefty since every node or input is coupled to a coefficient.

4. Applications Of Machine Learning in Predictive Maintenance

In maintenance planning (Pd.M.), ML has transformed the integration of traditional maintenance techniques, which makes proactive and data-driven decision-making possible. By analyzing enormous volumes of sensor and machine data, ML approaches can estimate equipment failures, maximize maintenance schedules, and determine the Remaining Useful Life (RUL), which lowers expenses and downtime. In sectors including manufacturing, oil and gas, aerospace, automotive, and power generation, where defect detection, maintenance planning, and real-time monitoring are essential, these applications are essential. Special benefits are provided for condition-based maintenance and prognostics by a variety of ML methods, such as DL, reinforcement learning, supervised, unsupervised, and semi-supervised [24]. This section examines how Pd.M. is changing as a result of ML techniques by offering prescriptive, predictive, and intelligent maintenance solutions that improve operational efficiency and dependability.

4.1. Fault Detection and Diagnosis

In order to ascertain whether certain measurements deviate from in order to identify faults, it is necessary to compare information on the system's status and the data collected from the system, together with the usual array of characteristics, which represents the system's healthy condition [25]. One kind of fault detection uses a model-based approach, while the other uses a signal model.

The process of diagnosing malfunctioning components and figuring out what caused them is known as diagnosis. The word "prognosis" refers to the process of estimating how much longer a component will work before breaking down or exhibiting aberrant system states. In contrast, a prognosis is described as an "estimation of the time to failure and the risk for one or more present and future failure modes."

4.2. Prognostics and Health Management (PHM)

Data gathering, signal processing, diagnostics, and prognostics make up the methodical process of Prognostics Health Management (PHM). First, one or more sensors gather parameters such as vibrations and acoustic emissions from important components. Then, features of relevant information that might disclose the equipment's health status are extracted from the raw data [26]. As a result of the flaw's identification, isolation, and classification as a pattern recognition issue, diagnostic links between the fault classes and the extracted features must be established [27]. Lastly, prognostics is performed, which comprises estimating the present state's degradation curve's duration based on a predetermined FT and predicting the degradation process for each found fault based on previous data of the degradation trend.

4.3. Remaining Useful Life (RUL)

The RUL of a component is the amount of usable life left before it fails. Figure 4 shows that a component's RUL is the time gap between its present condition and its end of usable life [28].

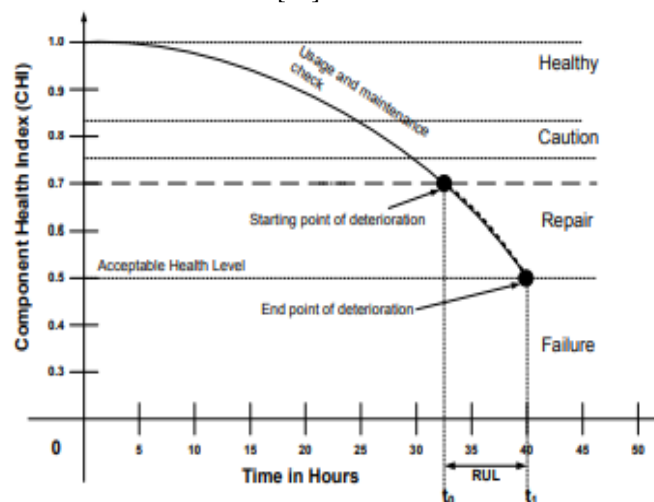


Figure 4: CHI Against Time (Hours)

5. Literature Of Review

The literature on ML applications in predictive maintenance is reviewed in this section. Examined are emerging threats and best practices. Table I offers a concise synopsis of the reviewed publications.

Righetto et al. (2021) plan to provide studies on the idea, how different forms of maintenance have evolved, what makes launching a 4.0 predictive system, and the benefits of using PM Section 4.0 of power grids. These objectives have been accomplished since Industry 4.0 technology was introduced. These technologies have the potential to make businesses smarter and more efficient. Therefore, One It is not surprising that one of the key uses of Industry 4.0 is predictive maintenance, considering that its advantages satisfy the demands of contemporary energy organizations [29].

Mallouk, Sallez, and El Majd (2021) propose comparing several regression strategies using ML to develop a prediction model based on supervised learning. The model is then used to forecast the truck tires' remaining usable mileage for a hazardous material transport application. In addition to reducing downtime and related expenses, transportation businesses must contend with intense competition. Predictive maintenance (PM), which bases maintenance decisions on the condition of the system and its surroundings, can help achieve this [30].

Young and Steele (2021) examine and quantify the relative performance maintenance of models based on ML for predicting emergency admission mortality. A versatile method for predicting ML provides information on the survival of patients who were hospitalized as emergencies. Predicting a patient's mortality rate is an important part of providing high-quality emergency care

since it may be used as a measure of severity to priorities treatment. In contrast to severity score systems that are hand-crafted by humans, ML-based models allow for the building of more complicated and updateable models that are based on a wider range of input data properties [31].

Righetto et al. (2021) try to explain components of a 4.0 predictive system, study the benefits and Predictive Maintenance 4.0's applications in electrical power systems, the evolution of various maintenance techniques, and the idea itself. The study was conducted as part of ENEL Distribution São Paulo's Urban Factorability Project, a research and development innovation initiative in Brazil. Maintaining assets and power plants is the primary purpose of maintenance activities, which have become more important as a strategic concern for organizations in a globalized and ever-changing environment [29].

Schäfer et al. (2019) discuss how processes are being improved using both predictive algorithms that look forward and descriptive analytics that look back. They list the parallels and discrepancies between the two methods and suggest ways to close the gap. As a result of open-source software for data mining and ML algorithms, as well as ongoing developments in the information technology sector and growing data availability, businesses must reconsider their approach to process optimization. This also includes planning ahead of time for proven and well-known process improvement techniques, such as Six Sigma, which transitions from descriptive to predictive [32].

Liulys (2019) demonstrates how engineers may create predictive maintenance programs using open-source software and rudimentary programming skills. In the industrial sector, these kinds of apps are frequently used to alert people to potential equipment malfunctions and to minimize potential losses. Global industrial companies cannot overlook Industry 4.0 and how it will affect their operations. The largest challenge is figuring out how to implement every option for the particular use cases of each plant. The Internet is incredibly useful when it is difficult to think of a single answer. The IoT concept is a fundamental component of Industry 4.0, which makes it possible to integrate all devices into a single system [33].

The literature summarizing research on using ML for predictive maintenance, including methodology, important discoveries, related difficulties, and limits, is shown in Table I.

Table 1: Comparative analysis based on applications in predictive maintenance

Study	Focus Area	Approach	Key Findings	Challenges & Limitations
Righetto et al. (2021)	The advancement of predictive maintenance and maintenance for electrical power systems 4.0	Industry 4.0 technologies that enable predictive maintenance	Predictive Maintenance 4.0 enhances system intelligence and productivity, addressing energy sector needs	Implementation complexity and integration with existing infrastructure
Mallouk, Sallez and El Majd (2021)	Predicting remaining useful mileage of truck tires in hazardous transport	Supervised learning using regression algorithms	Predictive maintenance reduces downtime and operational costs for transport companies	Model accuracy depends on data quality and availability
Young and Steele (2021)	Predicting emergency admission mortality using models based on machine learning	Machine learning models vs. traditional severity scoring	A more adaptable, data-driven method for predicting patient survival is provided by ML models	Large, high-quality datasets are necessary for accurate forecasts
Righetto et al. (2021)	Predictive Maintenance 4.0 in power systems (Urban Futurability Project, ENEL, Brazil)	Industry 4.0 technologies applied to maintenance strategies	Maintenance is a strategic asset ensuring power plant availability	High implementation costs and adaptation to industry-specific needs
Schäfer et al. (2019)	Transition from descriptive to predictive analytics in process improvement	Predictive algorithms vs. descriptive analytics	Companies must rethink process improvement strategies beyond Six Sigma	Integration of predictive analytics with existing process methodologies
Liulys (2019)	Open-source software for applications, including predictive maintenance	IoT and open-source software for predictive models	Engineers with basic programming knowledge can implement predictive maintenance	Adoption challenges due to varying plant-specific requirements

6. Conclusion

Cyber-physical systems are utilised by industry 4.0 technology, IoT, and ML methods have drastically changed predictive maintenance. Predictive maintenance optimizes maintenance programs, reduces operating costs, and allows for the prediction of

failure, identification of issues, and real-time monitoring. Neural networks, clustering methods, and Bayesian networks are all examples of ML approaches that improve equipment dependability and the capacity to identify abnormalities. Despite these advancements, handling enormous volumes of different data, scalability, and data security remain significant challenges. To ensure that predictive maintenance solutions are implemented successfully across several industrial sectors, these problems must be fixed.

Enhancing the scalability should be the main goal of forthcoming studies, as well as the flexibility of predictive maintenance models to meet the needs of various industrial sectors. Enhancing real-time data analytics through edge computing and federated learning could mitigate challenges related to data privacy and computational constraints. Additionally, integrating explainable AI techniques will improve trust and interpretability in ML-driven maintenance decisions. Exploring the fusion of DL and reinforcement learning for dynamic maintenance scheduling can further optimize predictive maintenance frameworks. Finally, standardizing data formats and interoperability protocols across industries will facilitate the seamless adoption and implementation of predictive maintenance solutions.

References

1. Y. Ran, X. Zhou, P. Lin, Y. Wen, and R. Deng, "A Survey of Predictive Maintenance: Systems, Purposes and Approaches," 2019, doi: 10.48550/arXiv.1912.07383.
2. Z. M. Çınar, A. Abdussalam Nuhu, Q. Zeeshan, O. Korhan, M. Asmael, and B. Safaci, "Machine Learning in Predictive Maintenance towards Sustainable Smart Manufacturing in Industry 4.0," *Sustainability*, vol. 12, no. 19, 2020, doi: 10.3390/su12198211.
3. S. Pandya, "Predictive Analytics in Smart Grids : Leveraging Machine Learning for Renewable Energy Sources," *Int. J. Curr. Eng. Technol.*, vol. 11, no. 6, pp. 677–683, 2021.
4. M. Paolanti, L. Romeo, A. Felicetti, A. Mancini, E. Frontoni, and J. Loncarski, "Machine Learning approach for Predictive Maintenance in Industry 4.0," in *2018 14th IEEE/ASME International Conference on Mechatronic and Embedded Systems and Applications, MESA 2018*, 2018. doi: 10.1109/MESA.2018.8449150.
5. V. S. Thokala, "Integrating Machine Learning into Web Applications for Personalized Content Delivery using Python," *Int. J. Curr. Eng. Technol.*, vol. 11, no. 06, 2021, doi: <https://doi.org/10.14741/ijcet/v.11.6.9>.
6. R. Rai, M. K. Tiwari, D. Ivanov, and A. Dolgui, "Machine learning in manufacturing and industry 4.0 applications," no. August, 2021, doi: 10.1080/00207543.2021.1956675.
7. G. M. Sang, L. Xu, P. De Vrieze, Y. Bai, and F. Pan, "Predictive Maintenance in Industry 4.0," *ACM Int. Conf. Proceeding Ser.*, 2020, doi: 10.1145/3447568.3448537.
8. S. Pandya, "A Systematic Review of Blockchain Technology Use in Protecting and Maintaining Electronic Health Records," *Int. J. Res. Anal. Rev.*, vol. 8, no. 4, 2021.
9. G. Lampropoulos, K. Siakas, and T. Anastasiadis, "Internet of Things in the Context of Industry 4.0: An Overview," *Int. J. Entrep. Knowl.*, vol. 7, no. 1, pp. 4–19, 2019, doi: 10.2478/ijek-2019-0001.
10. D. D. Rao, "Multimedia based intelligent content networking for future internet," *EMS 2009 - UKSim 3rd Eur. Model. Symp. Comput. Model. Simul.*, pp. 55–59, 2009, doi: 10.1109/EMS.2009.108.
11. V. Kolluri, "A Comprehensive Analysis on Explainable and Ethical Machine: Demystifying Advances in Artificial Intelligence," *Int. Res. J.*, vol. 2, no. 7, 2015.
12. N. Jazdi, "Cyber physical systems in the context of Industry 4.0," *Proc. 2014 IEEE Int. Conf. Autom. Qual. Testing, Robot. AQTR 2014*, no. May 2014, pp. 0–4, 2014, doi: 10.1109/AQTR.2014.6857843.
13. G. Gil, D. Corujo, and P. Pedreiras, "Cloud Native Computing for Industry 4.0: Challenges and Opportunities," *IEEE Int. Conf. Emerg. Technol. Fact. Autom. ETFA*, vol. 2021-Septe, pp. 0–4, 2021, doi: 10.1109/ETFA45728.2021.9613386.
14. I. Review, "The Duo of Artificial Intelligence and Big Data for Industry 4.0: Review of Applications, Techniques, Challenges, and Future Research Directions," pp. 1–33, 2020.
15. T. Zonta, C. A. da Costa, R. da Rosa Righi, M. J. de Lima, E. S. da Trindade, and G. P. Li, "Predictive maintenance in the Industry 4.0: A systematic literature review," *Comput. Ind. Eng.*, 2020, doi: 10.1016/j.cie.2020.106889.
16. J. Dalzochio *et al.*, "Machine learning and reasoning for predictive maintenance in Industry 4.0: Current status and challenges," *Comput. Ind.*, vol. 123, p. 103298, 2020, doi: 10.1016/j.compind.2020.103298.
17. C. A. Buckner *et al.*, "We are IntechOpen , the world ' s leading publisher of Open Access books Built by scientists , for scientists TOP 1 %," *Intech*, vol. 11, no. tourism, p. 13, 2016.
18. L. Hu *et al.*, "Supervised Machine Learning Techniques: An Overview with Applications to Banking," *Int. Stat. Rev.*, vol. 89, no. 3, pp. 573–604, 2021, doi: 10.1111/insr.12448.
19. Z. Y. Lim, L. Y. Ong, and M. C. Leow, "A review on clustering techniques: Creating better user experience for online roadshow," *Futur. Internet*, vol. 13, no. 9, 2021, doi: 10.3390/fi13090233.
20. S. Omar, A. Ngadi, and H. H. Jebur, "Machine Learning Techniques for Anomaly Detection: An Overview," *Int. J. Comput. Appl.*, vol. 79, no. 2, pp. 33–41, 2013, doi: 10.5120/13715-1478.
21. I. H. Sarker, "Machine Learning: Algorithms, Real-World Applications and Research Directions," *SN Comput. Sci.*, 2021, doi: 10.1007/s42979-021-00592-x.
22. X. S. Wang, R. R. Wang, and Y. H. Cheng, "Safe Reinforcement Learning: A Survey," *Zidonghua Xuebao/Acta Autom. Sin.*, vol. 49, no. 9, pp. 1813–1835, 2021, doi: 10.16383/j.aas.c220631.

23. H. Alaskar and T. Saba, "Machine Learning and Deep Learning: A Comparative Review Machine Learning and Deep Learning: A Comparative Review," no. June, 2021, doi: 10.1007/978-981-33-6307-6.
24. V. Kolluri, "Vulnerabilities: Exploring Risks in AI Models and Algorithms," *IJRAR - Int. J. Res. Anal. Rev.*, vol. 1, no. 3, pp. 2349–5138, 2014.
25. R. Srilakshmi, C. Ratnam, and V. Vital, "A Review on Fault Detection, Diagnosis and Prognosis, in Vibration Measurement through Wavelets on Machine Elements," *Int. J. Appl. Eng. Res.*, vol. 14, no. 2, pp. 547–555, 2019.
26. A. Regattieri *et al.*, "ScienceDirect ScienceDirect Prognostic Prognostic Health Health Management Management of of Production Production Systems . Systems . New New Proposed Approach and Experimental Evidences Proposed Approach and Experimental Evidences," *Procedia Manuf.*, vol. 39, no. 2019, pp. 260–269, 2020, doi: 10.1016/j.promfg.2020.01.333.
27. V. Kolluri, "Machine Learning in Managing Healthcare Supply Chains: How Machine Learning," *J. Emerg. Technol. Innov. Res.*, vol. 3, no. 6, 2016.
28. L. R. C. Okoh, R. Roy, J. Mehnen, "Overview of Remaining Useful Life Prediction Techniques in Through-Life Engineering Services," 2014.
29. S. B. Righetto, B. B. Cardoso, M. A. I. Martins, E. G. Carvalho, S. de Francisci, and L. T. Hattori, "Predictive Maintenance 4.0: Concept, Architecture And Electrical Power Systems Application," in *The 26th International Conference and Exhibition on Electricity Distribution*, 2021. doi: 10.1049/icp.2021.1845.
30. I. Mallouk, Y. Sallez, and B. A. El Majd, "Machine learning approach for predictive maintenance of transport systems," in *2021 Third International Conference on Transportation and Smart Technologies (TST)*, 2021, pp. 96–100. doi: 10.1109/TST52996.2021.00023.
31. Z. Young and R. Steele, "Performance Maintenance of Machine Learning-based Emergency Patient Mortality Predictive Models," in *2021 4th International Conference of Computer and Informatics Engineering (IC2IE)*, 2021, pp. 369–374. doi: 10.1109/IC2IE53219.2021.9649069.
32. F. Schafer, E. Schwulera, H. Otten, and J. Franke, "From Descriptive to Predictive Six Sigma: Machine Learning for Predictive Maintenance," in *2019 Second International Conference on Artificial Intelligence for Industries (AI4I)*, IEEE, Sep. 2019, pp. 35–38. doi: 10.1109/AI4I46381.2019.00017.
33. K. Liulys, "Machine Learning Application in Predictive Maintenance," in *2019 Open Conference of Electrical, Electronic and Information Sciences (eStream)*, 2019, pp. 1–4. doi: 10.1109/eStream.2019.8732146.