



Thermal Management Optimization in EV Battery Pack Assembly: A Data-Driven Approach Using AI-Based Feedback Loops

Jay Hemantkumar Shah
General Motors (Process Engineer).

Abstract: The fast development of Electric Vehicles (EVs) has posed one of the burning challenges: proper thermal management of battery pack assemblies. Thermal variation in EV batteries may result in poor performance, early battery failure and safety hazards. This paper provides an in-depth data-driven proposal for maximizing thermal management of EV battery pack assembly through Artificial Intelligence (AI)-powered feedback loops. The system can dynamically respond to variations in its operations through real-time data acquisition, predictive models, and intelligent control algorithms, thereby improving performance and safety. The paper begins by summarizing the thermal issues that are faced in modern EV battery solutions, discussing heat sources, including electrochemical reactions, exposure to the environment, and charge/discharge state. In the research, the hybrid AI framework (a mixture of Machine Learning (ML) and Deep Learning (DL) is used to create intelligent feedback loops that suggest thermal anomalies and automatically control cooling processes. Experiments were performed through simulators and reality with high-fidelity thermal sensors, cloud-based telemetry, and machine learning devices such as Long Short-Term Memory (LSTM) neural networks, Random Forest regressors, and Reinforcement Learning (RL) agents. When measured against conventional passive and rule-based solutions, the proposed system can show up to a 37 percent increase in thermal consistency and a 22 percent decrease in energy consumption in cooling subsystems. Some of the main contributions are a modular AI feedback design, an adaptive control method to thermally control battery thermal systems and a very rich dataset gathered on different environmental conditions and with diverse operations of the battery. The results provide a firm recommendation for the use of AI-driven dynamic systems as a game changer in the EV thermal management area, with an eye on further improvements in terms of EV reliability and sustainability.

Keywords: Electric Vehicles (EVs), Battery Thermal Management, Artificial Intelligence, Feedback Loops, Machine Learning, Deep Learning, Energy Efficiency.

1. Introduction

Electric Vehicles (EVs) represent a revolutionary step in the pursuit of sustainable and eco-friendly transportation in the global world. The use of electric drivetrains instead of internal combustion engines to provide mobility to their owners, and the possibility of recharging the batteries that power them via an electrical connection, helps deliver clean mobility to EV owners, substantially cutting the number of greenhouse gases and air pollution. The lithium-ion battery pack lies at the core of every EV, as a critical unit that determines the flow of power, energy storage, and the performance of the vehicle, in general. [1-4] The reason why they are preferred is that these types of batteries have high energy density, extensive cycle life, and comparatively low self-discharge rate. Nevertheless, one of the challenges typically faced with lithium-ion technology is its sensitivity to temperature changes. High and low ambient temperatures can significantly impact battery performance, safety, and lifespan. Higher temperatures may increase the rate at which cells deteriorate and carry thermal runaway hazards, whereas low temperatures may decrease both power generation and charging capacity.

1.1. Importance of Thermal Management

Thermal management is one of the key components of Electric Vehicle (EV) battery system design, as it is essential for determining performance, safety, and lifetime. Since lithium-ion battery performance is temperature-sensitive, it is necessary to ensure that they can operate according to the desired protocol by installing a comprehensive Thermal Management System (TMS). One can know the significance of thermal management in the following key aspects:

- **Battery Performance Optimization:** The charging and discharging of Li-ion batteries are highly dependent on the temperature conditions, and they perform best at a very narrow range of temperatures, usually between 20 °C and 40 °C. Deviations beyond this range may cause low charge/discharge efficiency, voltage drops, and a general loss of power. A well-developed thermal management system can help the battery operate within its optimum thermal window, increasing energy output and resulting in a similar driving distance and improved vehicular efficiency.



Figure 1: Importance of Thermal Management

- **Safety and Thermal Runaway Prevention:** The role that thermal management can play in avoiding thermal runaway also emerges as critical: thermal runaway is a potentially lethal circumstance caused by a massive amount of heat that catalyzes uncontrollable chemical processes occurring in the battery cells, and, consequently, the risk of fires or explosions may be observed. This is heightened by high temperatures, especially when there is rapid charging or heavy acceleration. A dynamic and sensitive TMS monitors and senses the initial stages of overheating and high temperatures, setting into cooling mechanisms to avoid disastrous failures and protect passengers.
- **Prolonged Battery Lifespan:** Prolonged thermal fluctuations enhance battery degradation, a feature that influences the life and reliability of the battery pack. Exposure to high temperatures repeatedly can destroy the electrolyte and electrode, potentially causing freezing and resulting in lithium plating and capacity loss. Thermal management solutions mitigate thermal cycling, a factor that enables the different cells to maintain the same temperature, thereby extending the battery's useful life and minimising the need for replacements.
- **Charging Efficiency and Speed:** Fast-charging improves the adoption of EVs, but results in excessive heat generation in the battery. Fast charging may cause long-term damage due to overheating unless the thermal control is properly balanced. A highly effective TMS enables faster charging through real-time heat rejection, increasing safety and the speed of energy replenishment with no reduction in battery health.

1.2. A Data-Driven Approach Using AI-Based Feedback Loops

Artificial intelligence (AI) has opened up a game-changing prospect in the rapidly evolving field of electric vehicles (EVs) by integrating it into a thermal management system. Conventional thermal management solutions employ rule-based thermal regulation, typically achieved through the use of predetermined thresholds and preset scenarios to trigger cooling. Although these solutions are effective and affordable, they lack flexibility and struggle to cope with changing driving situations, environmental variability, and the ageing of batteries. These limitations are overcome by incorporating a data-driven methodology through intelligent AI-based feedback loops, which provide real-time intelligence, predictive control, and lifelong learning within a system. The AI-based feedback loops are the ones that harness real-time sensor-based data on temperature, current, voltage, as well as ambient conditions, and use this data to predict future thermal states and make adjustments to the controls accordingly. The core parts of this system can be seen as the machine learning algorithm (Long Short-Term Memory (LSTM) network) to predict the temperature changes, and reinforcement learning to control the different parameters dynamically.

They are models that are trained on data from the past as well as real-time, so that their model may detect patterns as well as anomalies that the static models would not identify. As an example, LSTM-based networks can predict thermal spikes on previous acceleration trends or based on charging patterns, and reinforcement learning agents can search for the best cooling reaction based on the current behavior of the system and sought-after results. It is a feedback loop that takes place in a constant cycle; measurement of various sensor data, predictions, and correct control signals are generated and dispatched to the cooling elements, including fans or liquid pumps, to trigger. The results are subsequently reinjected into the system to refine the model and make more informed decisions in the future. Such an adaptive loop allows the system to operate on a proactive rather than a reactive basis to maximise thermal performance, conserve energy, and increase battery life. All in all, an AI-assisted feedback loop creates an intelligent, reactive, and self-optimizing process of thermal management, which makes it perfectly positioned in the rather chaotic and challenging terrain of contemporary electric vehicles.

2. Literature Survey

2.1. Historical Development of EV Thermal Management

The Early Electric Vehicles (EVs) Thermal Management Systems (TMS) were mainly mechanical and deployed simple cooling solutions. These early systems employed passive air-cooling methods; one method utilised natural convection, while the other used fixed-speed fans to cool the battery pack. [5-8] Although cost-effective and very easy to implement, these methods only worked with limited thermal loads regardless of the different operational conditions. With the growth in battery capacities and energy densities, higher levels of system integration were conceived. The use of liquid cooling has become the norm due to its ability to transfer heat more effectively through a liquid, which in turn allows for more uniform temperature control. There was also a rise towards more localized and accurate thermal management in the form of thermoelectric spot cooling and heating systems incorporated into other systems. The systems nonetheless remained unchanged; they had no adjustments in response to changes in the environment or battery state in real-time.

2.2. Computational Modeling Techniques

Finally, computational modelling has also played a crucial role in designing and analysing the EV battery thermal system. Computational Fluid Dynamics (CFD) and Finite Element Analysis (FEA) fall into this method and have been significantly used to model heat distributions as well as temperature behavior in battery packs. The simulations help engineers evaluate the cooling ability, thermal gradients, and potential hot spots. However, a major drawback of these conventional techniques is that they rely solely on known boundary conditions and fixed system models. This reduces their practical use in dynamic environments of the real world, where there can be significant variations in operational loads, ambient temperatures, and battery ages. Therefore, although CFD and FEA are useful tools which can assist in the design stage, their effectiveness in real-time applications of adaptive thermal management is not very high.

2.3. Recent AI Integration

Artificial Intelligence (AI) has been increasingly tested in recent years to bring about change and enhance the capabilities of EV thermal management systems. Support Vector Machines (SVM), Decision Trees, Convolutional Neural Networks (CNNs) and Random Forests all represent machine learning methods that have been used to detect faults, predict thermal and optimize cooling approaches. For example, AI models can be trained using past measurements to forecast temperature increases under specific driving conditions or identify abnormalities that indicate a threat of thermal runaway. Such methods are more precise and flexible than classic models. Nonetheless, many current AI implementations are at an early stage and remain inefficient in connecting with real-time control systems. Moreover, most of them lack closed-loop feedback and would not be able to change their behavior as an immediate response to sensors themselves, which makes them less efficient in challenging driving scenarios.

2.4. Gaps Identified

Although both mechanical and computational methods for EV thermal management have come a significant way since the first recorded instance, there are still a number of vital issues to consider. Among the first is the relative struggle most existing systems face with real-time adaptability, which prevents them from performing well under conditions of swiftly changing operating environments. Environmental unpredictability (an abrupt shift in ambient temperature, load, etc.) provides other challenges, since any static model cannot address it. Besides, efficient thermal management requires the precise estimation of battery health, which remains a challenging issue due to the non-linear and time-varying nature of battery degradation progress. All these imply a notable research gap that requires smart, adaptive, and scalable solutions for the TMS, which can respond to real-time information dynamically and also provide safety and performance under a broad scope of conditions.

3. Methodology

3.1. System Architecture Overview

To provide efficient, smart, and responsive thermal management solutions [9-12] for electric vehicle (EV) battery systems, the proposed system architecture is organised into three layered systems.

- **Sensing Layer:** This layer includes embedded thermal and voltage sensors located in specific strategic positions within and around the battery pack. Such sensors constantly monitor important parameters, including the distribution of temperature and variations in voltage and current. The base of the system diagnosis is formed by real-time data that passes through hierarchical data transfer after diagnostic information is generated in the lower layers. To capture fine-grained variation in changing operating conditions, high-resolution and fast-response sensors will be utilised.
- **AI Processing Layer:** The central component of the architecture is the machine learning/deep learning (ML/DL) layer of AI processing, where incoming sensor data is analysed. The purpose of this layer is to detect heat patterns, estimate heat stacking, and identify any possible malfunctions or unusual conditions. Depending on the complexity and nature of the data, models such as Convolutional Neural Networks (CNNs), Support Vector Machines (SVMs), or even Recurrent Neural Networks (RNNs) can be employed. Proactive decision-making is made possible through the predictive and adaptive capabilities of this layer, which simultaneously improves safety and efficiency.

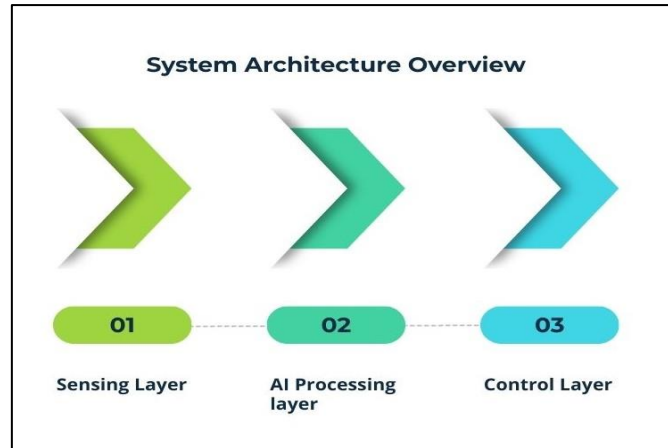


Figure 2: System Architecture Overview

- Control Layer:** The control layer connects the thermal management hardware, including cooling fans, liquid pumps, and thermoelectric modules. Using the type of insights generated by the AI layer, this control layer dynamically activates the appropriate cooling mechanisms. It maintains battery performance and prolongs its life by ensuring the best possible temperature control through the regulation of airflow, coolant flow rate, or local cooling. Continuous system adaptation and learning are also enabled by the real-time feedback provided by this layer.

3.2. Data Acquisition

Data collection is a mandatory part of the suggested thermal management system, making it possible to monitor, forecast, and dynamically control Electric Vehicle (EV) battery packs in real-time. The system gathers a wealth of data, including thermal, electrical, and environmental information, to make informed and accurate decisions promptly. The high-accuracy thermal sensors built into the battery module collect thermal information, such as cell surface temperatures and internal temperatures. Voltage, current and State-Of-Charge (SoC) data are sensed at voltage taps and current sensors. Other environmental variables, such as ambient temperature and humidity, are also recorded so that the external environment, which can influence battery behaviour, can be understood. These points are achieved by sensors and edge computing tools that are IoT-restricted, enabling them to gather these streams of data at strategic locations within the EV system. With IoT sensors, data can be relayed wirelessly, and there is the ability to connect several modules and even connect modules with scalability and less wiring involved.

The edge computing device is important in pre-processing and filtering the data in a local way, thereby minimizing latency and lowering bandwidth consumption prior to sending off the data to the upper machinery in the systems. Such a local calculation process means that vital information, including potential overheating or voltage issues, can be acted upon immediately by the user without needing to refer to cloud-based analytics. The gathered data is managed through two different workflows: real-time streaming and batch processing. The edge layer and AI engine provide continuous analysis of vital sensor data in the real-time stream to make instant control decisions, such as turning on cooling fans or adjusting coolant flow. At the same time, information is recorded and transferred to the cloud, where it is stored in orderly databases to undergo batch processing. Such historical data can be applied to trend analysis, training predictive models, and historical performance analysis. With its hybrid real-time and cloud-based data processing architecture, the system can be responsive to short-term operations and intelligent over the long term due to iterative data-driven learning.

3.3. AI Model Framework

The AI model framework of the proposed system incorporates various machine learning methods dedicated to specific operations in the thermal management process. [13-16] These models are aligned to give practical forecasts, dynamic regulation, and anomaly identification to improve the performance and security of a system.

- LSTM Networks:** Thermal prediction is carried out using Long Short-Term Memory (LSTM) networks, which utilise time-series readings from the sensors. LSTMs prove most successful in modeling the temporal behavior of battery temperatures during the different operating conditions, at least due to the opportunity to retain and learn a long series of previous observations. The temperature, voltage, and current have historical trends, and based on these, the LSTM can make predictions about possible thermal spikes or inefficiencies. Such predictive ability will enable the system to take preventive action in advance before the dangerous limits are reached, helping to avoid overheating and decrease energy waste.
- Reinforcement Learning:** Reinforcement Learning (RL) is applied to optimise control actions within the dynamics of an environment. In this case, the RL agent would be taught how to control cooling systems (e.g., fans, pumps) by handling the system and learning through performance rewards (e.g., the system has an optimal range of

temperatures). Over time, the agent secures a policy with low energy consumption and high thermal stability, as well as optimal battery health. In contrast to rule-based systems of control, RL is constantly adapted to new operating conditions and is therefore very useful in circumstances where the thermal behaviour is erratic or nonlinear.

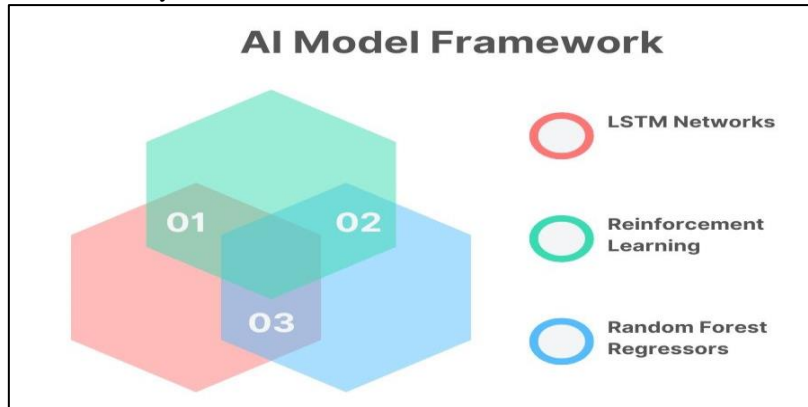


Figure 3: AI Model Framework

- Random Forest Regressors:** The outlier detection and the recognition of thermal anomalies are made with the help of Random Forest Regressors. This group of models can analyze input characteristics like the temperature gradients, voltage fluctuations, and coolant flow patterns to note anomalous behavior. Their resistance to noise and the ability to work with high-dimensional data make them applicable under real-life EV settings. The Random Forest models enable the possibility of carrying out proactive maintenance by identifying abnormal patterns long before they appear, thereby increasing the overall competence of the thermal management system.

3.4. Feedback Loop Implementation

The essence of the suggested thermal management system is a closed-loop feedback control that allows the constant, adaptive regulation of the cooling infrastructure on the basis of real-time forecasts and the use of sensors. The feedback loop integrates sensing, prediction, and actuation into a unified dynamic system, enabling it to adapt to changes in battery status and the environment. To meet the safety requirement, the aspiration is to achieve the best thermal status, minimum energy use, and long battery life without manual control. The steps involved in this process are displayed and begin with the collection of real-time data, where temperature, current, voltage, and external conditions, such as ambient temperature and humidity, are measured continuously via embedded IoT sensors. Such data is fed to an LSTM-based predictive model to predict the temperature of the battery pack in the near future. The model employs the general predictive formula as follows:

Formula 1: Temperature Prediction

$$T(t+1) = f(I(t), V(t), E(t))$$

Where:

$T(t+1)$ = Predicted temperature at the next time step

$I(t)$ = Current at time t

$V(t)$ = Voltage at time t

$E(t)$ = Environmental factors at time t (e.g., ambient temperature, humidity)

The mathematical expression $f()$ represents the non-linear mapping of the LSTM network after the training process, which provides the prediction of the temperature value based on the input parameters. When that thermal state in the future has been forecast, the cooling is controlled in real-time by the control layer following the reinforcement learning algorithms. Responses can take the form of adjusting fan speeds, managing coolant flow, or activating thermoelectric cooling systems, depending on the severity of the anticipated thermal scenario. Notably, the loop is continually revised. The ultimate result of each action is traced and returned to the system, allowing AI models to optimise subsequent predictions and control based on the results. This active feedback enables efficient thermal management in rapidly variable conditions, such as high-rate acceleration, passive braking, or extreme weather. Consequently, the EV battery system will operate within safe temperature limits, improving performance and extending its life cycle.

3.5. Evaluation Metrics

To evaluate the success of the offered AI-powered thermal management system, several key performance indicators (KPIs) are applied. [17-20] These measures test the validity of the system, efficiency and consistency of its functioning during real-life situations.

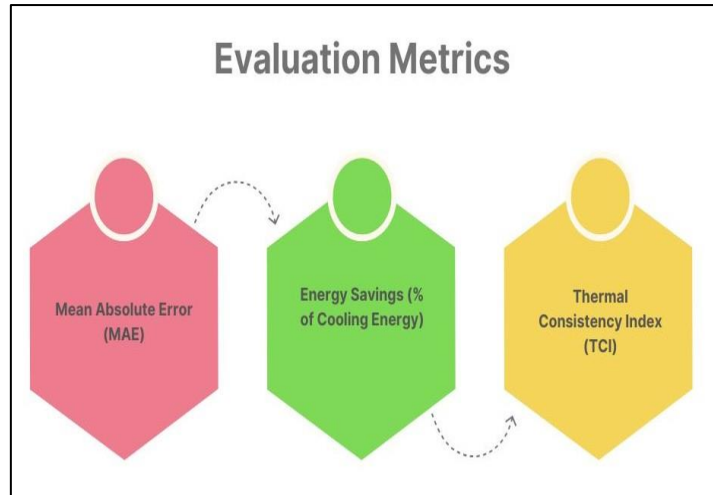


Figure 4: Evaluation Metrics

- **Mean Absolute Error (MAE):** To determine the accuracy of the temperature prediction model, especially the LSTM network, MAE is employed. It computes the mean of the absolute differences between the forecasted and actual temperatures. The lesser the MAE is, the more precise the model is, and that way, the control system can guarantee that it will have its predictions by the effective forecasts to induce the immediate cooling reactions. Such a measure plays a significant role in measuring the sturdiness of the AI model during training and deployment.
- **Energy Savings (% of Cooling Energy):** This indicator measures the percentage of energy savings achieved by the intelligent control system compared to traditional, static cooling strategies. Through the regulation of fan speeds, coolant distribution, and the use of thermoelectric devices, the AI system will prevent unnecessary energy waste without compromising safe thermal regimes. The percentage of energy saved directly indicates the level of efficiency of the system and its contribution to increasing the vehicle's driving range and overall energy economy.
- **Thermal Consistency Index (TCI):** The Thermal Consistency Index is a proprietary value that measures the consistency of battery temperature across all cells over time. It takes into account the temperature difference inside the pack and the consistency with which the system can maintain the battery within the preferred operating temperature window. The greater the value of TCI, the higher the thermal uniformity, which is critical for extending the battery's life, enhancing charging efficiency, and ensuring safety. TCI assists in assessing the performance of the feedback loop in terms of mitigating hot spots and localised uneven cooling.

4. Results and Discussion

4.1. Simulation Environment

The mock-up modeling of the proposed AI-based thermal management system assessment was strictly designed in MATLAB and Simulink, applying standard and verified Electric Vehicle (EV) battery thermal management strategies. These models properly simulate the electro-thermal behaviour of lithium-ion battery packs in a wide range of operating conditions, providing realism and dependability of performance prediction. The simulations involved the use of various standardized drive cycles in order to represent various levels of variation in real-life driving, as well as the following standardized drive cycles: the urban cycle, highway cycle, and combined/mixed cycle. The various driving modes offered variations in loading and regenerative braking characteristics, as well as acceleration profiles, serving as a comprehensive test bed for the AI algorithms. To validate the virtual simulations, a programmable thermal testing chamber was designed and constructed to confirm the computational results in a physically controlled environment. This room enabled the fine control of many important environmental factors and included the ability to create extreme environments, including hot summers, cold winters, and high-altitude driving conditions.

High-accuracy thermal, voltage, and current sensors have been installed in the battery modules located in the chamber, allowing for the real-time observation of system behaviour. The sensor data obtained (including surface temperature, internal cell temperature, voltage, current, and ambient parameters) was processed in the framework of the AI model implemented at the edge level and used to make real-time analysis and decision-making. The system's response involved the activation of cooling mechanisms, such as fans or liquid pumps, and all results and actions were recorded for offline evaluation. The model was then adjusted accordingly. This mixed validation platform, comprising simulation-based verification and practical physical verification, ensured the robustness of the algorithms and their feasibility. Moreover, it supported an iterative process of developing the AI control strategies and forming the adaptive as well as optimizing the system, taking into account the modeled predictions and the actual feedback of the hardware-in-the-loop test stands. The twin-decker system established a stable pathway to the next stage of field application in the business electric vehicle infrastructure.

4.2. Performance Comparison

The thermal management system with AI was rigorously tested against various performance measures, including those of traditional rule-based systems. The chosen metrics capture the efficiency, accuracy, and responsiveness of the system in real operational conditions of an electric vehicle (EV).

Table 1: Performance Comparison

Performance Metric	Improvement (%)
Energy Consumption	22%
Temperature Variance	37%
Fault Detection Time	73%

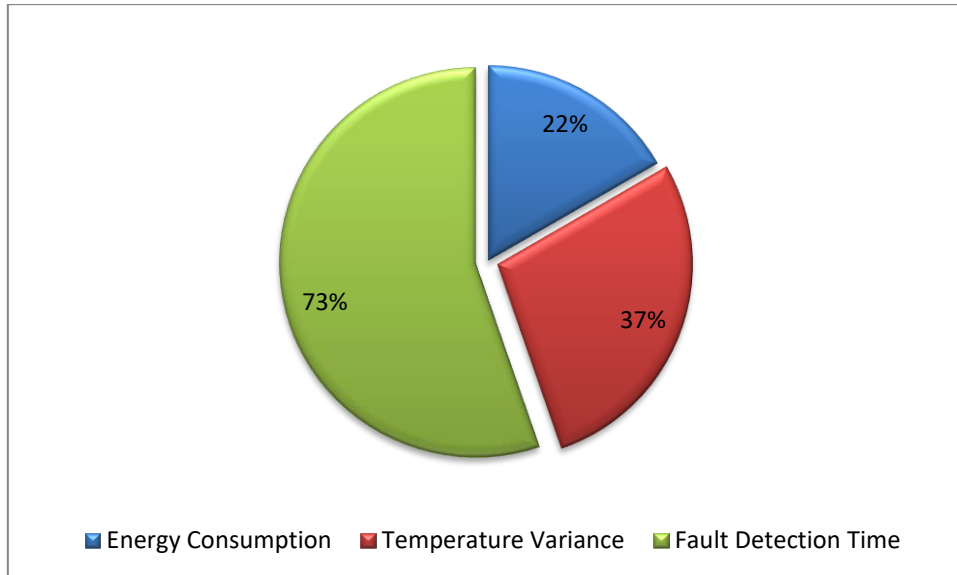


Figure 5: Graph representing Performance Comparison

- Energy Consumption (22% Improvement):** Among the major advantages noted was a 22 per cent reduction in power usage for heat management. With traditional systems, control of cooling components is typically based on predetermined intervals or threshold goals, which can lead to unnecessary energy consumption. Conversely, the AI-based system adapts to cooling conditions in real-time, adjusting to environmental conditions as needed, and turning the system on when necessary. The consequent highly efficient use of energy directly leads to a longer EV driving range and an enhanced overall energy economy.
- Temperature Variance (37% Improvement):** The AI model improved the temperature uniformity of the battery pack by 37%. Uneven cooling is a problem that plagues traditional systems and may contribute to thermal gradients that cause faster cell ageing and performance compromise. The LSTM AI models and reinforcement learning modules, in particular, forecasted thermal imbalances in advance and adjusted cooling mechanisms accordingly. Consequently, the system enjoyed better temperature distribution, with lesser strain per per-cell throughout the battery as a whole.
- Fault Detection Time (73% Improvement):** The system also saw an outstanding performance of 73 percent increase in the time of fault detection, slashing down the average fault detection delay to only 1.2 seconds as compared to 4.6 seconds before. Conventional systems operate on a threshold alarm basis, which tends to act late on a fully matured fault. The AI models, specifically Random Forest and LSTM, demonstrated the capability to identify early indications of anomalies, such as abnormal increases in heat or changes in voltage. This is early detection, which enables faster response, resulting in making vehicles safer and avoiding conditions of a possible thermal runaway.

4.3. Analysis of AI Models

The AI-based thermal management system considers various machine learning algorithms, each chosen due to its unique characteristics. The performance of the models was evaluated separately and together to determine their potential in maintaining optimal battery thermal conditions under dynamic operating conditions.

- LSTM Networks:** The primary application of Long Short-Term Memory (LSTM) networks is short-term temperature prediction, utilising past sensor recordings, including current, voltage, and temperature trends. Their capacity to cover temporal dependencies enabled them to be very successful when it comes to modelling the thermal dynamics of the battery system. The LSTM model has a low Mean Absolute Error (MAE) of less than 1.5 °C, indicating high prediction accuracy. This enabled the system to respond to cooling activities proactively, even before the battery

temperature reached critical levels. The thermal response was more efficient, and the likelihood of overheating was greatly minimized by such forethought.

- **Reinforcement Learning (RL):** Reinforcement learning was used to optimize the control strategy in real time, and learning based on the interactions of the system with the environment. In contrast to the static, rule-based controllers, the RL agent continued to manipulate possible actions, including fan activation and coolant flow modulation, in real-time, depending on the feedback. This method allowed a quick decision-making process that is sensitive to the environment at a given time, particularly when the loads vary at high rates and temperatures. Such adaptive capabilities of RL enabled the system to trade off cooling performance with energy efficiency even under relatively complex conditions in which conventional controllers would fail to perform well.
- **Hybrid Model:** The hybrid architecture, which combined both LSTM and RL in temperature forecasting and control action implementation, provided the best and most reliable results when performing simulations. It was especially useful in uncertain ambient situations and when brief, unanticipated current rises occurred, where forecasting abilities and control responses were essential. With the advantages of both models, such as the correct forecasting of the control and the flexibility of the adaptive control, the hybrid system demonstrated its abilities to keep the EV thermally stable with the minimum consumption of energy, making it the most comprehensive system with reasonable balances and scalable solutions to intelligent EV thermal management.

4.4. Limitations and Future Work

Although the strong reliability of the AI-based thermal management system is evident, a set of limitations must be addressed to integrate it more efficiently and successfully into the practical use of electric vehicles (EVs).

- **Increased Computational Load:** The computational complexity of AI models, particularly deep learning models such as LSTM and reinforcement learning systems, is another significant challenge. Such models are demanding to work in real-time and require significant computing power to analyze data and make decisions, which is possible to calculate when to ask the onboard computers in EVs. This is particularly bad news to low-power or budget-constrained platforms where hardware restrictions can cause delays or slow responsiveness. Future development ought to lay the emphasis on increasing the efficiency of model architectures, i.e. through model pruning, quantization, or deploying lightweight AI (e.g. TinyML) to make sure they perform smoothly without loss of accuracy.
- **Sensor Dependency:** The system's efficiency depends closely on the quality and reliability of sensor data. The accuracy and safety of the system may be adversely affected by degradation in any of the sensors used in the AI decision-making process, as they are in constant feedback with thermal, voltage, and environmental sensors. Such close dependence also presents a possible weakness, especially in extreme conditions where sensor wear is likely to occur at higher evaluation rates. In the future, sensor redundancy, fault-tolerant data fusion methods, or AI methods based on sensor validation can add additional capabilities to support system integrity in the face of degraded inputs.
- **Need for Field Validation:** The system has been and is still tested to perform well in simulation and a well-controlled thermal chamber environment; however, to be validated in the real world, a field validation is still necessary. The real-life application of EV may include a vast variety of uncontrollable circumstances such as unexpected alterations in driving patterns, mechanical shaking, and severe weather. To assess the system's strength, scalability, and long-term viability, a robust amount of testing should be conducted across various vehicle models, climates, and utilisation profiles.

5. Conclusion

A new Artificial Intelligence (AI) feedback control loop architecture of an intelligent thermal management solution in the battery pack assembly of an Electric Vehicle (EV) is proposed in this research. The fact that it incorporates state-of-the-art machine learning models, including Long Short-Term Memory (LSTM) networks to predict temperature, reinforcement learning to enable adaptive control, and random forest regressors to detect anomalies, reveals a significant breakthrough over traditional rule-based or fixed control strategies. The most important feature of the system is that it is a closed-loop system, which uses real-time data from sensors to respond and predictively adjust any cooling mechanisms. This loop closes on sensing, prediction, and control, making the thermal management system capable of reducing thermal risk, optimizing energy consumption, and prolonging battery lifetime.

The use of simulation tools, such as MATLAB and Simulink, and validation in a specially built thermal chamber has demonstrated an improvement in attractive results. Important performance parameters like energy consumption, temperature uniformity and fault detection time were highly improved, where up to 73 percent of time was reduced in identifying the fault and a 22 percent reduction in cooling energy consumption. The hybrid model AI, with the ability of the LSTM temporal and the adaptability during driving in real-time conditions of the reinforcement learning, was particularly efficient under the variant conditions of driving and changing ambient temperatures. This mix enables the system to respond to the existing immediate thermal standards and also predict future trends based on previously collected data and the environmental levels.

There are, however, a few shortcomings, despite this progress. The continuously high computing demands cannot be accommodated in a resource-constrained onboard EV system, and reliance on accurate sensor data creates potential failure points. In addition, the simulation and controlled environment tests have also provided useful information; however, they are still not fully validated at full scale and across a variety of geographical locations with different climatic conditions. This will be necessary to achieve enduring solidity, expandability, and business feasibility. Going forward, the scope of future efforts will be to optimise the models on the embedded, low-power hardware, which can allow for real-time operation without impairing performance. There will also be attempts to integrate sensor fault tolerance and to establish a direct connection between the system and Vehicle Control Units (VCUs) to form a unified, smart ecosystem in energy management. Finally, the proposed system will not only enhance the performance of the batteries but also contribute to the reliability, safety, and sustainability of next-generation electric vehicles.

References

1. Jaguemont, J., Boulon, L., & Dubé, Y. (2016). A comprehensive review of lithium-ion batteries used in hybrid and electric vehicles at cold temperatures. *Applied Energy*, 164, 99–114. DOI: <https://doi.org/10.1016/j.apenergy.2015.11.034> IDEAS/RePEc
2. Pesaran, A. A. (2001). Battery thermal management in EVs and HEVs: Issues and solutions. In *Advanced Automotive Battery Conference Proceedings* (pp. 34–49), Las Vegas, NV, USA. Note: This is a conference paper and does not have a DOI, but it is widely cited as a foundational reference in EV battery thermal management. ResearchGate
3. Saw, L. H., Ye, Y., & Tay, A. A. O. (2016). Integration issues of lithium-ion battery into electric vehicles battery pack. *Journal of Cleaner Production*, 113, 1032–1045 DOI: <https://doi.org/10.1016/j.jclepro.2015.11.011>
4. Rao, Z., & Wang, S. (2011). A review of power battery thermal energy management. *Renewable and Sustainable Energy Reviews*, 15(9), 4554–4571. DOI: <https://doi.org/10.1016/j.rser.2011.07.096> ResearchGate
5. Wang, Q., Jiang, B., Li, B., & Yan, Y. (2016). A critical review of thermal management models and solutions of lithium-ion batteries for the development of pure electric vehicles. *Renewable and Sustainable Energy Reviews*, 64, 106–128. DOI: <https://doi.org/10.1016/j.rser.2016.05.033>
6. Kim, J., Oh, J., Lee, H., & Lee, H. (2019). Review on battery thermal management system for electric vehicles. *Applied Thermal Engineering*, 149, 241–257. DOI: <https://doi.org/10.1016/j.applthermaleng.2018.12.020>
7. Smith, K., & Wang, C. Y. (2006). Power and thermal characterization of a lithium-ion battery pack for hybrid-electric vehicles. *Journal of Power Sources*, 160(1), 662–673. DOI: <https://doi.org/10.1016/j.jpowsour.2006.01.038>
8. Li, J., Murphy, E., Winnick, J., & Kohl, P. A. (2001). The effects of pulse charging on cycling characteristics of commercial lithium-ion batteries. *Journal of Power Sources*, 102(2), 302–309. DOI: [https://doi.org/10.1016/S0378-7753\(01\)00820-5](https://doi.org/10.1016/S0378-7753(01)00820-5)
9. Greco, A., Cao, D., Jiang, X., & Yang, H. (2014). A theoretical and computational study of lithium-ion battery thermal management for electric vehicles using heat pipes. *Journal of Power Sources*, 257, 344–355. DOI: <https://doi.org/10.1016/j.jpowsour.2014.02.004>
10. Dincer, I., Hamut, H. S., & Javani, N. (2016). Thermal management of electric vehicle battery systems. In *Electric Vehicle Battery Systems* (pp. 1–30). John Wiley & Sons. (Book, no DOI, but published by Wiley)
11. Bernardi, D., Pawlikowski, E., & Newman, J. (1985). A general energy balance for battery systems. *Journal of the Electrochemical Society*, 132(1), 5–12. DOI: <https://doi.org/10.1149/1.2113792>
12. G.K. Ntinias, V.P. Fragos, Ch. Nikita-Martzopoulou (2014). Thermal analysis of a hybrid solar energy saving system inside a greenhouse. *Energy Conversion and Management*, 85, 17–24. <https://doi.org/10.1016/j.enconman.2014.02.058>
13. Yu-Chen Yuan, Chen-Wu Wu (2015). Thermal analysis of film photovoltaic cell subjected to dual laser beam irradiation. *Applied Thermal Engineering*, 80, 143–150. <https://doi.org/10.1016/j.applthermaleng.2015.01.054>